


# ***Common Rail Diesel Pumps***

Re-manufactured **326-4634** Common Rail Diesel Pump Technical File

SKU: L3000D5D3264634



## Re-manufactured **326-4634** Common Rail Diesel Pump Technical File

### Content

1. 326-4634 Common Rail Diesel Pump Introduction .....	2
1.1. 326-4634 Common Rail Diesel Pump Basic Information .....	2
1.2. 326-4634 Common Rail Diesel Pump Common Part Number .....	2
1.3. 326-4634 Common Rail Diesel Pump Parameter.....	2
1.5. 326-4634 Common Rail Diesel Pump Customized Service .....	2
1.6. 326-4634 Common Rail Diesel Pump Quality Control .....	3
1.7. 326-4634 Common Rail Diesel Pump Packing List .....	3
1.8. 326-4634 Common Rail Diesel Pump Testing Standards And Certificates .....	5
1.9. 326-4634 Common Rail Diesel Pump Warranty Instructions .....	5
1.10. 326-4634 Common Rail Diesel Pump Manufacturer.....	6
2. 326-4634 Common Rail Diesel Pump Technical Support .....	6
2.1. 326-4634 Common Rail Diesel Pump Utilized Position .....	6
2.2. Reasons For 326-4634 Common Rail Diesel Pump Not Working Normally.....	7
2.3. 326-4634 Common Rail Diesel Pump Installation Precautions.....	7
2.4. Causes of 326-4634 Common Rail Diesel Pump Being Damaged .....	8
2.6. 326-4634 Common Rail Diesel Pump Technical Support Obtaining Methods.....	9
3. 326-4634 Common Rail Diesel Pump Purchase And Delivery.....	9
3.1. 326-4634 Common Rail Diesel Pump Purchase Payment Terms .....	9
3.2. 326-4634 Common Rail Diesel Pump Main Sales Markets.....	9
3.3. 326-4634 Common Rail Diesel Pump Declaration Requirements.....	9
3.4. 326-4634 Common Rail Diesel Pump Shipping Ways.....	9
3.5. 326-4634 Common Rail Diesel Pump Lead time.....	9
3.6. 326-4634 Common Rail Diesel Pump Logistics Time for Destination Out of China's Areas .....	9
4. 326-4634 Common Rail Diesel Pump Storage Standard .....	11
5. Company Information .....	12
5.1. Company Introduction.....	12
5.2. Sales-men's Contact Information .....	13
6. Copyright Statement .....	13



## Re-manufactured **326-4634** Common Rail Diesel Pump Technical File

### 1. **326-4634** Common Rail Diesel Pump Introduction

#### 1.1. **326-4634** Common Rail Diesel Pump Basic Information

Title	326-4634 Common Rail Diesel Pump <b>320D Series</b>	Quality
SKU	L3000D5D3264634	Re-manufactured

#### 1.2. **326-4634** Common Rail Diesel Pump Common Part Number

##### (1) **326-4634** Common Rail Diesel Pump Exchange Information

Common Rail Diesel Pump Part Number	OE Number
326-4634	10R-7661

##### (2) **326-4634** Common Rail Diesel Pump Application Information

Vehicle Brand	Car Model	Engine Model	Production Date	Power (KW)	Horse Power	Emission Standards	Cylinder	Power Source (V)
/	/	319D	/	/	/	/	/	/

##### (3) **326-4634** Common Rail Diesel Pump Part Number Common Writing

326-4634, 3264634, 326 4634

#### 1.3. **326-4634** Common Rail Diesel Pump Parameter

Application System: **Common Rail System**

Common Rail Diesel Pump Series: **320D**

Common Rail Diesel Pump Type: **HEUI System**

#### 1.4. **326-4634** Common Rail Diesel Pump Specifications And Dimensions

Common Rail Diesel Pump Size: **33cm\* 33 cm \*28 cm**

Common Rail Diesel Pump Net Weight: **8.5kg**

Common Rail Diesel Pump Gross Weight: **9kg**

Common Rail Diesel Pump quality: **Re-manufactured**



Common Rail Diesel Pump Package Size: **36 cm\*36cm \*30cm**

Common Rail Diesel Pump Quality: **High Pressure Common Rail Diesel Pump**

Common Rail Diesel Pump MOQ: **1 piece**

#### 1.5. **326-4634** Common Rail Diesel Pump Customized Service

(1) **Common Rail Diesel Pump Customized Service:** Meet the customized needs of OEM manufacturers for common rail diesel pump's lettering, package and label customized etc.

	
Pump Housing Engraved Number	Common Rail Diesel Pump Packing

## (2) Common Rail Diesel Pump Customized Service Requirements:

The purchase of customized common rail diesel pump packages are not less than **10 pieces**.

The purchase of customized common rail diesel pump boxes is not less than **1000 pieces**.

Customized products involve the need of specify logo, the OEM manufacturer needs to provide trademark authorization and the sample of logo image file.

⚠ **Once the customized common rail diesel pump is sold, it cannot be returned or exchanged if there are no quality problems.**

### 1.6. 326-4634 Common Rail Diesel Pump Quality Control

#### (1) Common Rail Diesel Pump Test

All common rail diesel pump spare parts are tested for electrical characteristics, accuracy, high temperature, low temperature, withstand voltage, leakage, durability, and various working conditions.

#### (2) Common Rail Diesel Pump Installation




When assembling the common rail diesel pump, Shumatt strictly assembles in accordance with the standard pump technical indicators to ensure that each common rail diesel pump complies with factory standards and usage standards.



#### (3) Common Rail Diesel Pump Inspection

The factory inspection of the common rail diesel pump is undergone full inspection, random inspection, and batch inspection three inspections. Different brands of test benches are used to test the same common rail diesel pump for a total of no less than three times for factory inspection, and common rail diesel pump installation and test environment are progressed in dust-free workshop.

### 1.7. 326-4634 Common Rail Diesel Pump Packing List

#### (1) Pump accessories list

No.	1	2	3
Image			
Name	Common Rail Diesel Pump	Anti-Rust Bag	Internal Packing
Description	Part number: 326-4634	Prevent oil pump from rusting	Prevent the common rail diesel pump from being damaged by external forces

No.	4	5	6
Image			/
Name	Common Rail Diesel Pump Packing	Oil Pump Protective Cover	/
Description	Place the common rail diesel pump and accessories	Protect the common rail diesel pump hole from contamination and blockage	/

⚠ Minors are prohibited from handling the common rail diesel pump assembly, O-ring, oil inlet protective cover, common rail diesel pump shell protective cover, oil return protective cover, VCI anti-rust bag, and bubble bag to prevent potential injury.

⚠ O-rings and repair kits are one-time installation accessories and need to be replaced when installed again

⚠ Oil inlet protective cover, common rail diesel pump shell protective cover, and oil return protective cover are recyclable accessories.

⚠ VCI anti-rust bags and bubble bags are non-degradable materials, please dispose of them properly after using.

⚠ The common rail diesel pump and the installation part duct must be treated with appropriate sealing oil during installation.

## (2) Common Rail Diesel Pump Packing Box Size



NO.	Name	Common Rail Diesel Pump Packing Box Size (cm)
-----	------	---

1	Common Rail Diesel Pump Packing Box	36*36*30
---	-------------------------------------	----------

### 1.8. 326-4634 Common Rail Diesel Pump Testing Standards And Certificates

Shumatt can provide factory quality inspection and test reports for each common rail diesel pump to ensure that each common rail diesel pump delivered meets the engine performance indicators.

BOTEN		测试报告		4.05.2019 10:42:09	
企业名称: _____					
电话:		地址:			
传真:		检测人:			
客户地址:		检测单位:			
电话:		客户姓名:			
传真:		检测日期:			
检测项目: _____					
检测名称:		检测日期:			
型号-零件号:		检测日期:			
检测日期:		检测日期:			
<b>检测结果</b>					
检测标准: GB100-1001					
检测项目	检测结果	检测标准	检测结果	检测结果	检测结果
LEAK TEST:	0.0	0.0	0.0	0.0	0.0
Back:	0.0	0.0	0.0	0.0	0.0
WARM:	0.0	0.0	0.0	0.0	0.0
Mass:	211.5	211.5±14.4	0.0	0.0	0.0
TIL:	28.4	28.4±8.5	0.0	0.0	0.0
EL:	14.1	14.1±4.8	0.0	0.0	0.0
VE:	0.7	0.7±1.6	0.0	0.0	0.0
检测日期: 4.05.2019					
检测人: _____					
检测日期: _____					

### 1.9. 326-4634 Common Rail Diesel Pump Warranty Instructions

#### (1) Common Rail Diesel Pump Warranty Conditions And Instructions

To provide feedback to the sales team, please submit photos, videos, or test reports from common rail diesel pump inspection equipment as evidence.

Common signs of common rail diesel pump issues include: 1.Black smoke, 2. Engine shake, 3. Difficulty starting the engine, 4. Engine noise, 5. Oil leakage etc.

These issues can also result from improper common rail diesel pump installation. However, if testing by Shumatt confirms the issues are due to product defects, they are covered under warranty.

#### (2) Common Rail Diesel Pump Warranty Coverage

After customers receive the 326-4634 common rail diesel pump within 15 days, if there is a performance failure and the product has no appearance damage, customer can choose to replace it or repair it;

If the 326-4634 common rail diesel pump has performance problems during the warranty period (6-12 months), and it is confirmed to be product's problems after being tested, you can contact our salesmen to



replace the same model or a reworked product with the same performance for free;

If the common rail diesel pump has obvious scratches, it can only be repaired and it will be returned as it is if the product is confirmed to be fault-free.

**⚠ Tips:** For products not within warranty period, our company can provide paid maintenance services.

For products after paid repaired, the same performance problem will have a free warranty period within 3 months from the date of repairing.

### (3) Common Rail Diesel Pump Out of Warranty Coverage

- ① The warranty period has expired.
- ② Common rail diesel pump failure caused by high temperature, high pressure, humidity, rain and snow, saline-alkali land, earthquake, and used in abnormal environment.
- ③ Customer disassembles or repairs the common rail diesel pump personally resulting in damage to the common rail diesel pump.
- ④ Common rail diesel pump damage caused by man-made reasons (throwing, strong magnetic field magnetization, set fire).
- ⑤ Common rail diesel pump failure or common rail diesel pump damage caused by non-common rail diesel pump design, technology, manufacturing, quality and other issues.
- ⑥ Common rail diesel pump failure due to system pressure exceeding system approved pressure.
- ⑦ Common rail diesel pump failure caused by system voltage exceeding approved voltage.
- ⑧ Common rail diesel pump failure caused by impurities (water, lead, aluminum powder, iron powder, sulfide) in the system fuel exceeding the standard requirements.
- ⑨ Common rail diesel pump failure caused by not installing according to the tightening torque specified in the vehicle engine maintenance manual (the tightening torque is too large or too small).
- ⑩ Common rail diesel pump failure caused by not following the installation angle specified in the vehicle engine maintenance manual.
- 11 Common rail diesel pump failure caused by not following the cleaning requirements specified in the vehicle engine maintenance manual.
- 12 Common rail diesel pump failure caused by failure to replace consumable parts as specified in the vehicle engine maintenance manual.
- 13 Common rail diesel pump failure caused by not complying with the intake system fit clearance and exhaust system fit clearance requirements specified in the vehicle engine maintenance manual.
- 14 Failure to replace the consumable parts and the fitting clearance of the oil inlet system pipeline and the common rail diesel pump connection in accordance with the fuel intake system specified in the vehicle engine maintenance manual.

#### 1.10. 326-4634 Common Rail Diesel Pump Manufacturer

**Common Rail Diesel Pump's Manufacturer:** Shenzhen Shumatt Technology Co., Ltd


### 2. 326-4634 Common Rail Diesel Pump Technical Support

#### 2.1. 326-4634 Common Rail Diesel Pump Utilized Position

Example: The common rail diesel pump code is as follows:

NO.	Name
-----	------

A	Nameplate, logo, coding
---	-------------------------



## 2.2. Reasons For 326-4634 Common Rail Diesel Pump Not Working Normally

- 1) There is air in the oil circuit of the engine fuel system.
- 2) Vehicle oil pump oil supply system is not normal.
- 3) Engine common rail system oil leakage or pressure limiting valve is damaged.
- 4) There is a short circuit, cutting out and poor contact in the wiring harness connected to the common rail diesel pump of the vehicle.
- 5) The long-term placement of the common rail diesel pump causes the anti-rust oil to solidify, and the internal components are stuck or the oil holes are blocked.

**⚠ Before installing, carefully check whether other components in the common rail system except the common rail diesel pump are damaged so as to prevent the common rail diesel pump from not working properly after being replaced.**

## 2.3. 326-4634 Common Rail Diesel Pump Installation Precautions

### (1) 326-4634 Common Rail Diesel Pump Installation Precautions:

① The replacement of the common rail diesel pump must strictly follow the electrical system, the approved pressure of the low-pressure fuel intake system, the approved pressure of the high-pressure fuel circuit system, and fuel system replacement consumables requirements (including the low-pressure fuel circuit system filter and the high-pressure fuel circuit) specified in the vehicle engine maintenance manual.

② When install the common rail diesel pump, strictly follow the manual of replacement of wearing parts of the fuel system, cleaning requirements for the connection between the fuel system and the common rail diesel pump, the fitting clearance of the common rail diesel pump connection, the installation



angle and tightening torque of the common rail diesel pump, the fitting clearance of the intake system, and the fitting clearance of the exhaust system, so that to ensure the service life of the engine and the normal operation of the common rail diesel pump.

③ When installing the common rail diesel pump on the engine, it is necessary to clean the engine block, cylinder head and other parts connected to the common rail diesel pump, and ensure that there is no dust, carbon deposits, water, rust spots, etc.

④ If don't replace new washer shim, it can lead to: deformation of common rail diesel pump, oil leakage and air leakage, which will cause serious damage to the common rail diesel pump and common rail diesel pump to break and cause damage to the engine.

⑤ When installing the common rail diesel pump on the engine, please carefully check the components related to the installation of the common rail diesel pump are not deformed, such as the common rail diesel pump pressure plate, screw, common rail diesel pump rod and other accessories, and install it in strict accordance with the operation steps of the engine maintenance manual.

⑥ It is forbidden to operate the bare common rail diesel pump for a long time in an environment with serious dust pollution and corrosion to iron products.

⑦ It is forbidden to operate the bare common rail diesel pump for a long time in a strong magnetic field environment.

#### 2.4. Causes of 326-4634 Common Rail Diesel Pump Being Damaged

- 1) Failure to operate correctly according to the engine maintenance manual during disassembly and assembly resulted in damage to the common rail diesel pump.
- 2) The fuel used for the vehicle does not meet the standard, causing damage to the common rail diesel pump, such as: the water content in the fuel oil exceeds the standard, iron powder, aluminum powder, sulfide impurities exceed the standard, etc.
- 3) The engine is not regularly maintained according to the engine maintenance manual (please refer to the vehicle maintenance manual for the maintenance mileage). For example, failure to replace the lubricating oil of the engine system for a long time will cause abnormal wear of the engine, excessive exhaust gas volume or a large amount of carbon deposits inside the engine. The filter is not replaced during maintenance or the replaced filter cannot reach the original filter standard. All above reasons can cause damage to the common rail diesel pump.
- 4) The abrasion of the oil pump produces iron powder and aluminum powder enter the common rail diesel pump and cause damage to the common rail diesel pump.
- 5) The deformation and abrasion of fuel tank result in iron powder or aluminum powder entering the common rail diesel pump and causing damage to the common rail diesel pump.
- 6) The common rail diesel pump is damaged due to replacement or adjustment of the relevant parts of the common rail diesel pump. For example, the valve clearance does not meet the standard after the engine is repaired, the replacement or modification of the wiring harness connected to the common rail diesel pump fails to meet the original standard.
- 7) The engine is overheated and overloaded for a long time working results in damage to the common rail diesel pump.
- 8) The common rail diesel pump will be damaged naturally at the end of its working life.
- 9) The common rail diesel pump is magnetized (common rail diesel pump parts' magnetic exceeded) causing the common rail diesel pump to not work properly.



Before replacing the common rail diesel pump, please check the engine parts carefully according to the

engine maintenance manual to avoid the common rail diesel pump being damaged again after replacement.

## 2.5. 326-4634 Common Rail Diesel Pump Technical Support Obtaining Methods

(1) Common rail diesel pump technical file, visit <http://shumatt.com> to get the technical file.

(2) Common rail diesel pump technical videos

**Facebook:** Visit <https://www.facebook.com/hison.li> to get the technical videos, constantly follow can get more information.

**YouTube:** Visit [https://www.youtube.com/channel/UCByyYBx7VjV\\_mAfxh\\_Hu-aw](https://www.youtube.com/channel/UCByyYBx7VjV_mAfxh_Hu-aw) to get the technical videos, constantly follow can get more information.

**Shumatt:** Visit <http://shumatt.com> to get the technical videos.

(3) Common rail diesel pump information query software

TruckBook Parts EPC APP, Android/Apple App Store download and install, visit <http://shumatt.com> to get the download and installation tutorial

(4) Search the common rail diesel pump test data through TruckBook Parts EPC APP.

## 3. 326-4634 Common Rail Diesel Pump Purchase And Delivery

### 3.1. 326-4634 Common Rail Diesel Pump Purchase Payment Terms

**Payment Terms:** T/T, PayPal, Alipay, WeChat

⚠ Please contact our salesmen for specific payment information.

### 3.2. 326-4634 Common Rail Diesel Pump Main Sales Markets

**Common Rail Diesel Pump Main Sales Markets:** Asia, Europe, North America, South America, Africa etc.

### 3.3. 326-4634 Common Rail Diesel Pump Declaration Requirements

Shumatt can assist customers to provide the following documents for import customs clearance: contract, invoice, packing list, bill of lading, insurance policy, certificate of origin, etc.

### 3.4. 326-4634 Common Rail Diesel Pump Shipping Ways

**Destination in China areas:** SF Express, Debon Express, the corresponding logistics company can be provided according to customer requirements in special cases.

**Destinations out of China's areas:** DHL, UPS, FedEx, TNT air, ocean or other shipping methods required by customers.

### 3.5. 326-4634 Common Rail Diesel Pump Lead time

**Lead time:** Send out within 3 – 7 working days after receiving payment (Except for special products and special cases).

### 3.6. 326-4634 Common Rail Diesel Pump Logistics Time for Destination Out of China's Areas

**DHL Logistics Time :**

Country or Region of Departure	Hong Kong, China	Other Countries or Regions of Asia	Australia and New Zealand	Europe	America	Other Countries
China's Mainland	7 Days	7 Days	8 Days	8 Days	8-12	7-10 Days

				Days	
--	--	--	--	------	--

**UPS Logistics Time:** Country or Region of Departure: China's Mainland

Country of Destination	Estimated Arrival Time	Country of Destination	Estimated Arrival Time	Country of Destination	Estimated Arrival Time
Japan	3 Days	UK	5-7 Days	Egypt	5-7 Days
Turkey	5-7 Days	Singapore	3 Days	Switzerland	5-7 Days
Bahrain	5-7 Days	Latvia	7-10 Days	New Zealand	7-10 Days
Sri Lanka	5-7 Days	Thailand	3 Days	Austria	5-7 Days
Romania	5-7 Days	Vietnam	3-5 Days	Estonia	5-7 Days
Malaysia	3-5 Days	Israel	5-7 Days	Mexico	7-10 Days
France	5-7 Days	America	5-7 Days	United Arab Emirates	5-7 Days
Italy	5-7 Days	Netherlands	5-7 Days	Bengal	7-10 Days
Lebanon	5-7 Days	Philippine	3-5 Days	Greece	7-10 Days
South Korea	3 Days	Spain	5-7 Days	Myanmar	5-7 Days
Canada	5-7 Days	Germany	5-7 Days	Saudi Arabia	7-10 Days
Portugal	5-7 Days	Australia	5-7 Days	South Africa	7-10 Days
Denmark	5-7 Days	Belgium	5-7 Days	Ukraine	7-10 Days
India	7-10 Days	Qatar	7-10 Days	Poland	5-7 Days
Indonesia	3-5 Days	Morocco	7-10 Days	Pakistan	7-10 Days
Kuwait	7-10 Days	/	/	/	/

⚠ The logistics time is for reference only, subjects are according to the actual arrival.

### 3.7. 326-4634 Common Rail Diesel Pump Packing

**Domestic express packaging:** Usually wrapped in waterproof scotch tape, such as picture No.1.

**International express packaging:** Wrapped with waterproof yellow tape after wrapping the black protective film, such as picture No. 2.

**Pallet Shipping:** Use fumigation free and recycling trays that meet export requirements, and use white wrapping protective film to wrap and bind with cable ties for the outside, such as picture No. 3, also, the products can be packaged according to customers' requirements.

⚠ The packing tray is made of plastic and can be recycled.

⚠ Transparent tape, yellow tape, black wrapping protective film, white wrapping protective film are non-degradable materials, please dispose of them properly.

⚠ Minors are prohibited from using transparent tape, yellow tape, black wrapping protective film, and white wrapping protective film to avoid personal injury.





Pic No. 1

**Domestic express packaging:**

Wrapped with Transparent tape



Pic No. 2

**International express packaging:**

Wrapped with yellow tape after wrapping black protective film



Pic No. 3

**Pallet Shipping:** Use pallet that meet export requirements, and use white wrapping protective film to wrap and bind with cable ties

#### 4. 326-4634 Common Rail Diesel Pump Storage Standard

**(1) Choose a suitable storage place**

The warehouse and cargo yard where common rail diesel pump is stored should be kept clean and dry, and away from the factory buildings that generate harmful gases and dust; do not mix with acid, alkali, salt and other substances; the storage place should have a good drainage system; the cargo yard should be flattened with gravel or furnace ash etc. to enhance the water permeability of the surface layer to keep the reservoir area dry.

**(2) Strict requirements of warehousing**

Strict inspections should be carried out when common rail diesel pumps are put into storage, the surface cleaning work should be done well to remove water traces, oil stains, ash and other dirt, remove the rust and do anti-rust treatment in time. The packed common rail diesel pumps must be protected from being damaged.

**(3) Keep the warehouse dry and preventing moisture**

The relative humidity is usually below 70% for common rail diesel pumps placed in the room, and the corrosion of common rail diesel pumps is significantly reduced.

Common rail diesel pumps must be stored in the warehouse, and they are forbidden to store in the same warehouse with commodities with high water content.

#### (4) Stack Properly

After the common rail diesel pump is exposed in rain, the corrosion rate will increase significantly. The purpose of sealing is to isolate the common rail diesel pump from rainwater and humid air, so the warehouse window should be checked in time to avoid rainwater entering the warehouse

If the common rail diesel pump package is damaged, it should be repaired or replaced; when the package is damp, the packaging material should be dried; if the original anti-corrosion and oil applied at the factory is found to be damaged or dried up, it should be cleaned and re-applied oil in time.



It is forbidden to leave the common rail diesel pump exposed in the air for a long time.



It is forbidden to store acid, alkali, salt and other substances together with the common rail diesel pump.



The unpacked common rail diesel pump must be rust-proof during secondary storage.

#### 5. Company Information



Office Address



Global Exhibition



##### 5.1. Company Introduction

**Chinese Name:** 深圳市舒马特科技有限公司


**English Name:** Shenzhen Shumatt Technology Co., Ltd.



**Mob Phone/WeChat:** +86-13410541523





**HK Telephone:** +852-67653519

 **Telephone:** +86-755-23215133


 **Email:** [ruby@shumatt.com](mailto:ruby@shumatt.com)

 **Website:** [www.shumatt.com](http://www.shumatt.com)

 **Shenzhen Office:** 11-12, Floor 14, Building 13, Qinchengda Building, Exit A, Honglang North Subway Station, Bao'an District, Shenzhen, China Mainland

 **Shenzhen Office:** Exit C, Qiao Touxu Metro Station, No. 66 Chongqing Road, Fuhai Avenue, Bao'an District, Shenzhen, China Mainland

 **Hong Kong Office:** Jianfa Street Industrial Zone, Tuen Mun, New Territories, Hong Kong, China

 **After-Sales Service Address:** Please contact our salesmen to obtain and provide the corresponding product maintenance reasons (Reference: [1.9. 326-4634 Common Rail Diesel Pump Warranty Instructions](#) )

## 5.2. Sales Contact Information

Name	WeChat/Whatsapp	E-mail
Ruby	+86-13410541523	<a href="mailto:ruby@shumatt.com">ruby@shumatt.com</a>

## 6. Copyright Statement

This material is protected by copyright and is owned by [www.commonraildieselpump.com](http://www.commonraildieselpump.com) and Shenzhen Shumatt Technology Co., Ltd. Any use of this material, including copying, distributing, modifying, or creating derivative works, is strictly prohibited without prior written permission from the copyright holder.

Permission to use this material may be granted for certain purposes, such as non-commercial or academic use, and must be obtained in writing from the copyright holder. Whenever possible, please include the name and title of the work, along with a link to the original source.

The copyright holder retains all rights, including the right to pursue legal action against any infringement. This notice ensures the protection of the copyright holder's rights and the appropriate use of the material.

Thank you for respecting the intellectual property rights of the copyright holder. For any inquiries about using the "[326-4634 Common Rail Diesel Pump Technical File](#)," please contact [hison@shumatt.com](mailto:hison@shumatt.com).